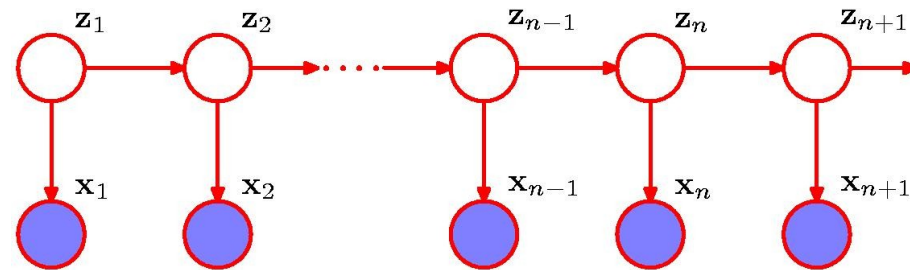


Hidden Markov Models

Terminology, Representation and Basic Problems



The next two weeks

Hidden Markov models (HMMs):

- Wed 20/11: Terminology and basic algorithms.
- Fri 22/11: Implementing the basic algorithms.
- Wed 27/11: Implementing the basic algorithms, cont.
Selecting model parameters and training.
- Fri 29/11: Selecting model parameters and training, cont.
Extensions and applications.

We use Chapter 13 from Bishop's book “**Pattern Recognition and Machine Learning**”. Rabiner's paper “A Tutorial on Hidden Markov Models [...]” might also be useful to read.

Blackboard and http://birc.au.dk/~cstorm/courses/ML_e19

What is machine learning?

Machine learning means different things to different people, and there is no general agreed upon core set of algorithms that must be learned.

For me, the core of machine learning is:

Building a mathematical model that captures some desired structure of the data that you are working on.

Training the model (i.e. set the parameters of the model) based on existing data to optimize it as well as we can.

Making predictions by using the model on new data.

Data – Observations

A sequence of observations from a finite and discrete set, e.g. measurements of weather patterns, daily values of stocks, the composition of DNA or proteins, or ...

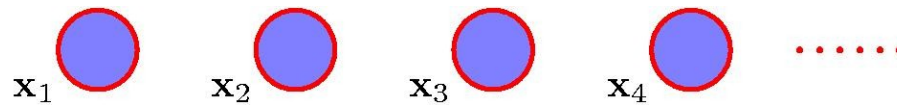
$$\mathbf{X} = \mathbf{x}_1, \mathbf{x}_2, \dots, \mathbf{x}_N$$

Typical question/problem: How likely is a given \mathbf{X} , i.e. $p(\mathbf{X})$?

We need a model that describes how to compute $p(\mathbf{X})$

Simple Models (1)

Observations are independent and identically distributed



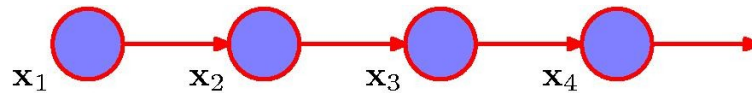
$$p(\mathbf{x}_1, \dots, \mathbf{x}_N) = \prod_{n=1}^N p(\mathbf{x}_n)$$

Too simplistic for realistic modelling of many phenomena

Simple Models (2)

The n 'th observation in a chain of observations is influenced only by the $n-1$ 'th observation, i.e.

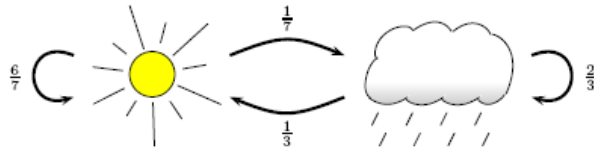
$$p(\mathbf{x}_n | \mathbf{x}_1, \dots, \mathbf{x}_{n-1}) = p(\mathbf{x}_n | \mathbf{x}_{n-1})$$



The chain of observations is a **1st-order Markov chain**, and the probability of a sequence of N observations is

$$p(\mathbf{x}_1, \dots, \mathbf{x}_N) = \prod_{n=1}^N p(\mathbf{x}_n | \mathbf{x}_1, \dots, \mathbf{x}_{n-1}) = p(\mathbf{x}_1) \prod_{n=2}^N p(\mathbf{x}_n | \mathbf{x}_{n-1})$$

The model, i.e. $p(\mathbf{x}_n | \mathbf{x}_{n-1})$:



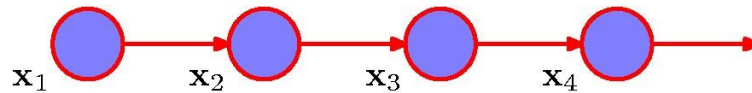
A sequence of observations:



The
the $n-1$ 'th observation, i.e.

by

$$p(\mathbf{x}_n | \mathbf{x}_1, \dots, \mathbf{x}_{n-1}) = p(\mathbf{x}_n | \mathbf{x}_{n-1})$$

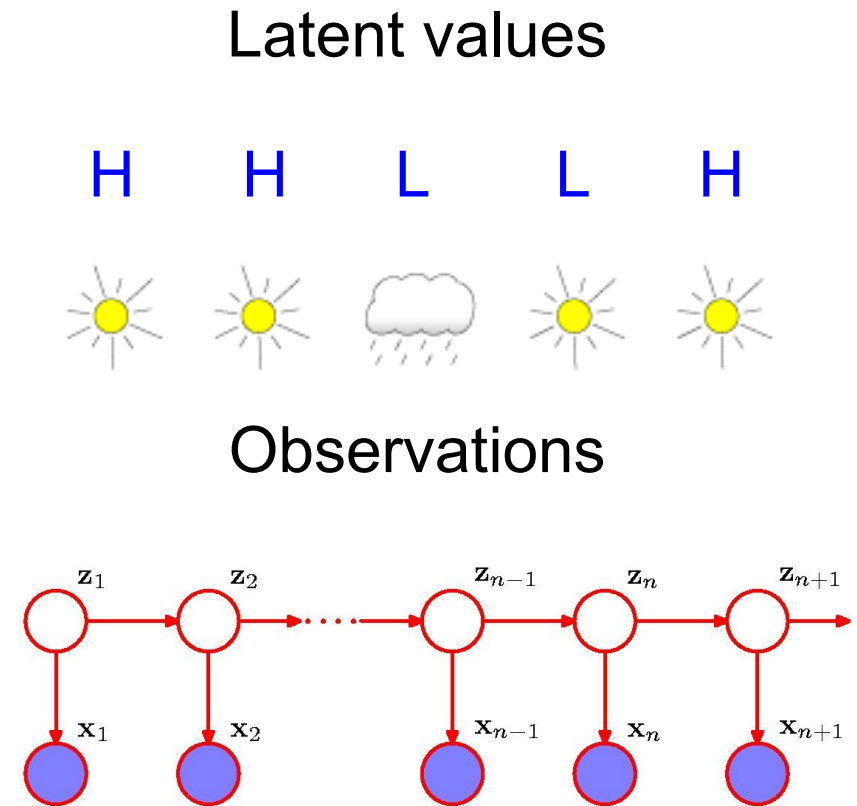


The chain of observations is a **1st-order Markov chain**, and the probability of a sequence of N observations is

$$p(\mathbf{x}_1, \dots, \mathbf{x}_N) = \prod_{n=1}^N p(\mathbf{x}_n | \mathbf{x}_1, \dots, \mathbf{x}_{n-1}) = p(\mathbf{x}_1) \prod_{n=2}^N p(\mathbf{x}_n | \mathbf{x}_{n-1})$$

Hidden Markov Models

What if the n 'th observation in a chain of observations is influenced by a corresponding hidden variable?

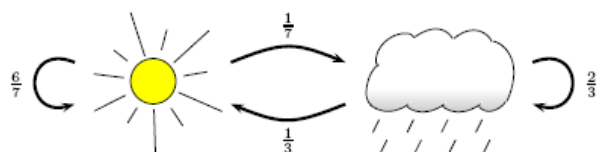


If the hidden variables are discrete and form a Markov chain, then it is a **hidden Markov model (HMM)**

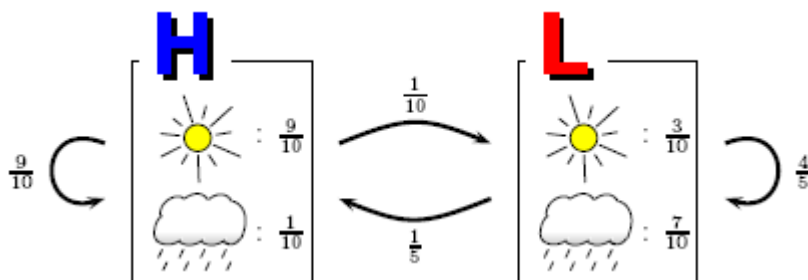
Hidden Markov Models

What if the n 'th observation in a chain of observations is influenced by a corresponding hidden variable?

Markov Model



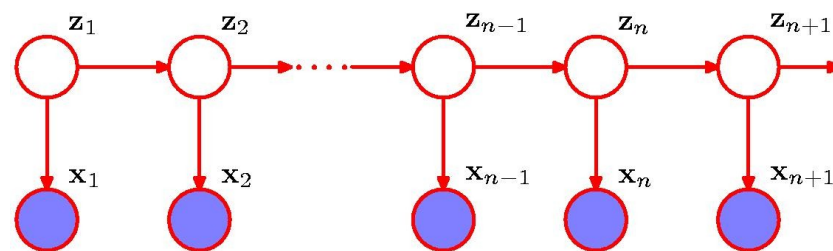
Hidden Markov Model



Latent values



Observations



If the hidden variables are discrete and form a Markov chain, then it is a **hidden Markov model (HMM)**

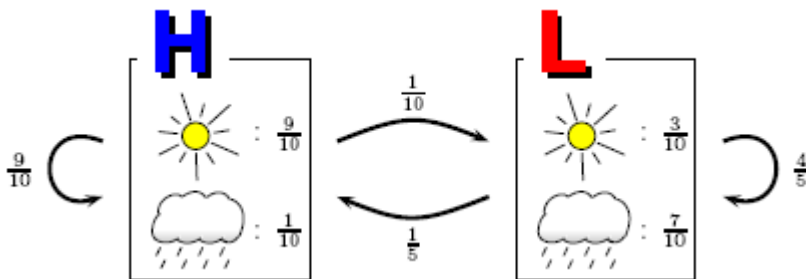
Hidden Markov Models

What if the n 'th observation in a chain of observations is influenced

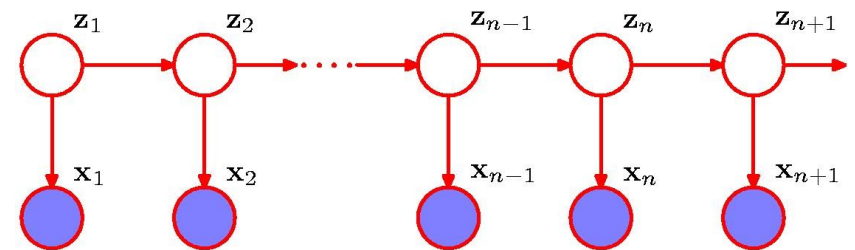
The joint distribution

$$p(\mathbf{x}_1, \dots, \mathbf{x}_N, \mathbf{z}_1, \dots, \mathbf{z}_N) = p(\mathbf{z}_1) \left[\prod_{n=2}^N p(\mathbf{z}_n | \mathbf{z}_{n-1}) \right] \prod_{n=1}^N p(\mathbf{x}_n | \mathbf{z}_n)$$

Hidden Markov Model



Observations



If the hidden variables are discrete and form a Markov chain, then it is a **hidden Markov model (HMM)**

Hidden Markov Models

What if

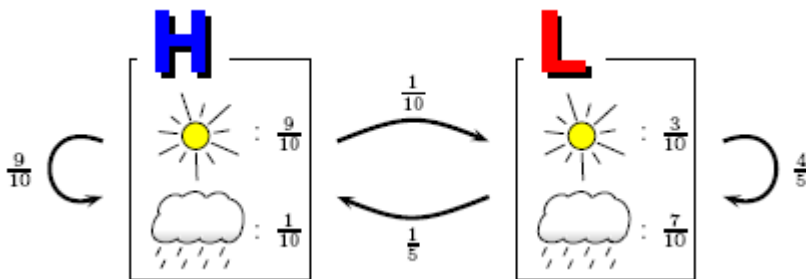
Transition probabilities

chain of observations
distribution

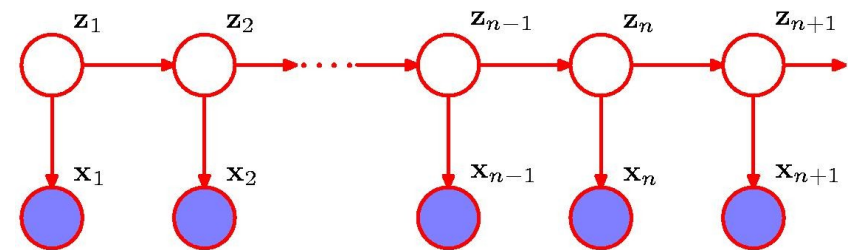
Emission probabilities

$$p(\mathbf{x}_1, \dots, \mathbf{x}_N, \mathbf{z}_1, \dots, \mathbf{z}_N) = p(\mathbf{z}_1) \left[\prod_{n=2}^N p(\mathbf{z}_n | \mathbf{z}_{n-1}) \right] \prod_{n=1}^N p(\mathbf{x}_n | \mathbf{z}_n)$$

Hidden Markov Model



Observations



If the hidden variables are discrete and form a Markov chain, then it is a **hidden Markov model (HMM)**

Transition probabilities

Notation: In Bishop, the hidden variables \mathbf{z}_n are positional vectors, e.g. if $\mathbf{z}_n = (0,0,1)$ then the model in step n is in state $k=3$

Transition probabilities: If the hidden variables are discrete with K states, the conditional distribution $p(\mathbf{z}_n | \mathbf{z}_{n-1})$ is a $K \times K$ table \mathbf{A} , and the marginal distribution $p(\mathbf{z}_1)$ describing the initial state is a K vector $\boldsymbol{\pi}$

The probability of going from state j to state k is:

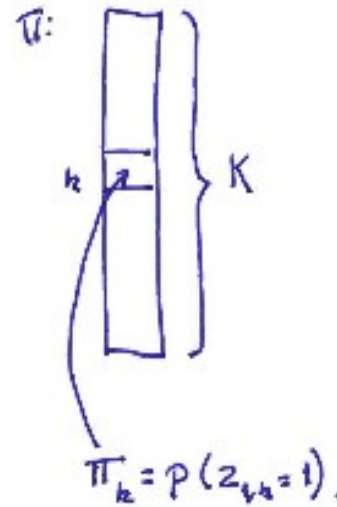
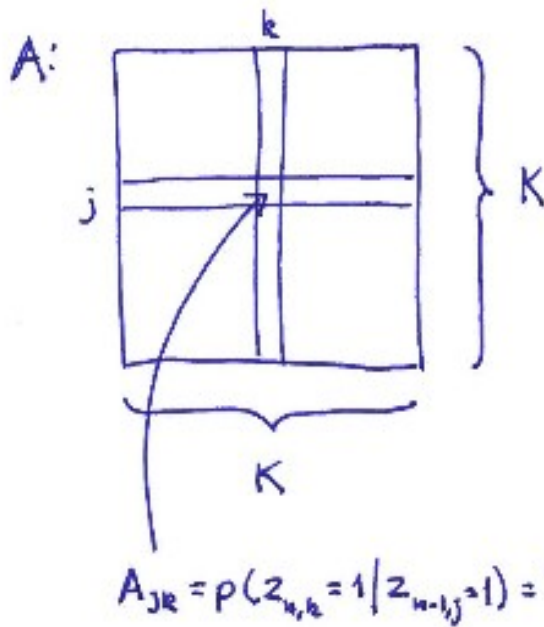
The probability of state k being the initial state is:

$$A_{jk} \equiv p(z_{nk} = 1 | z_{n-1,j} = 1)$$

$$\pi_k \equiv p(z_{1k} = 1)$$

$$\sum_k A_{jk} = 1$$

$$\sum_k \pi_k = 1$$



ities

the positional vectors,
state $k=3 \dots$

s are discrete with K
a $K \times K$ table \mathbf{A} , and
initial state is a K

vector $\boldsymbol{\pi} \dots$

The probability of going from
state j to state k is:

The probability of state k
being the initial state is:

$$A_{jk} \equiv p(z_{nk} = 1 | z_{n-1,j} = 1)$$

$$\pi_k \equiv p(z_{1k} = 1)$$

$$\sum_k A_{jk} = 1$$

$$\sum_k \pi_k = 1$$

The transition probabilities:

$$p(\mathbf{z}_n | \mathbf{z}_{n-1}, \mathbf{A}) = \prod_{k=1}^K \prod_{j=1}^K A_{jk}^{z_{n-1,j} z_{nk}}$$

$$p(\mathbf{z}_1 | \pi) = \prod_{k=1}^K \pi_k^{z_{1k}}$$

tors,

with K
and

The probability of going from state j to state k is:

The probability of state k being the initial state is:

$$A_{jk} \equiv p(z_{nk} = 1 | z_{n-1,j} = 1)$$

$$\pi_k \equiv p(z_{1k} = 1)$$

$$\sum_k A_{jk} = 1$$

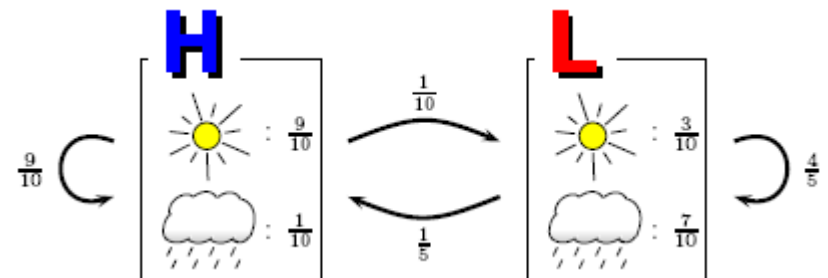
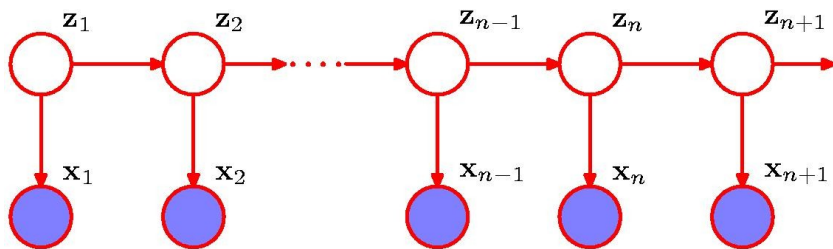
$$\sum_k \pi_k = 1$$

Emission probabilities

Emission probabilities: The conditional distributions of the observed variables $p(\mathbf{x}_n | \mathbf{z}_n)$ from a specific state

If the observed values \mathbf{x}_n are discrete (e.g. D symbols), the emission probabilities Φ is a $K \times D$ table of probabilities which for each of the K states specifies the probability of emitting each observable ...

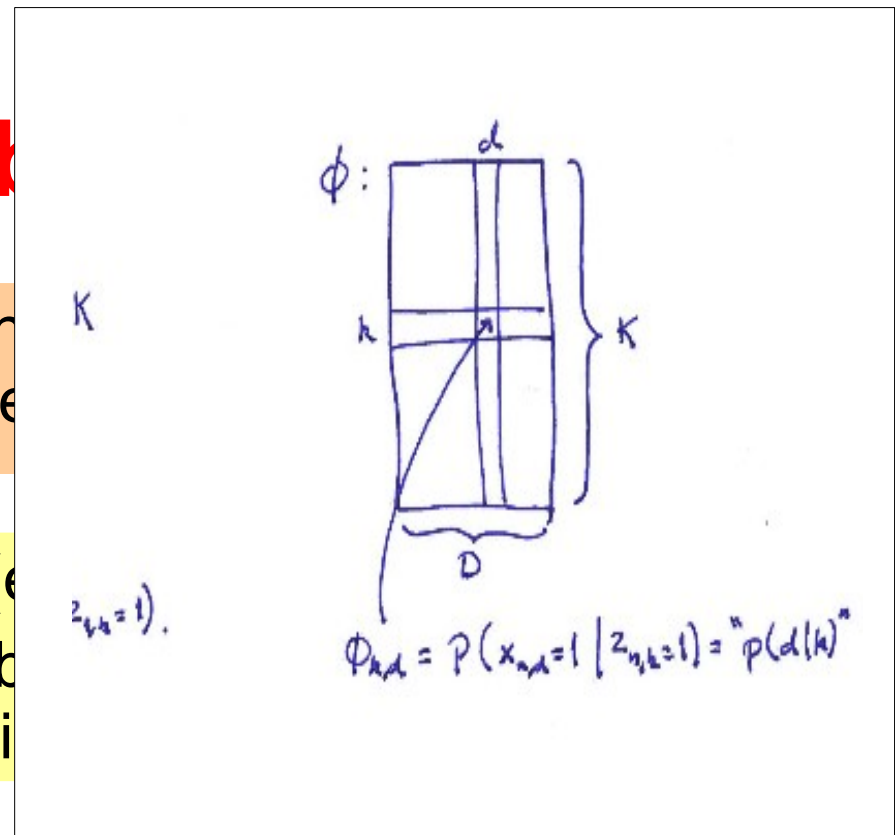
$$p(\mathbf{x}_n | \mathbf{z}_n, \phi) = \prod_{k=1}^K p(\mathbf{x}_n | \phi_k)^{z_{nk}}$$



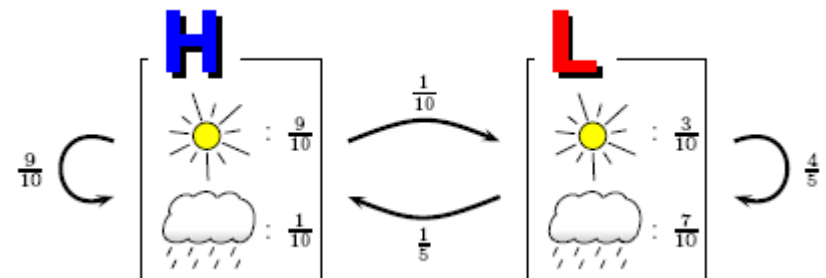
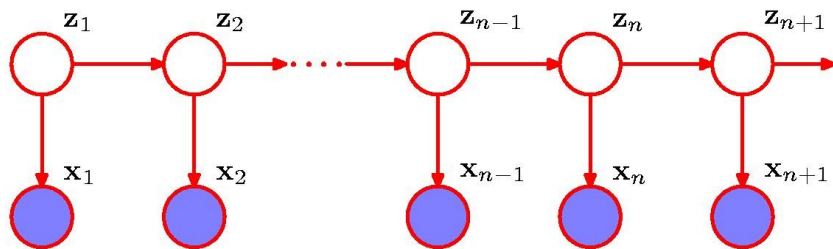
Emission prob

Emission probabilities: The conditional probabilities of observed variables $p(\mathbf{x}_n | \mathbf{z}_n)$ from a specific state z_n .

If the observed values \mathbf{x}_n are discrete (e.g., weather conditions), the emission probabilities ϕ is a $K \times D$ table of probabilities. Each state z_n specifies the probability of emitting a particular value x_n .



$$p(\mathbf{x}_n | \mathbf{z}_n, \phi) = \prod_{k=1}^K p(\mathbf{x}_n | \phi_k)^{z_{nk}}$$



HMM joint probability distribution

$$p(\mathbf{X}, \mathbf{Z} | \Theta) = p(\mathbf{z}_1 | \pi) \left[\prod_{n=2}^N p(\mathbf{z}_n | \mathbf{z}_{n-1}, \mathbf{A}) \right] \prod_{n=1}^N p(\mathbf{x}_n | \mathbf{z}_n, \phi)$$

Observables:

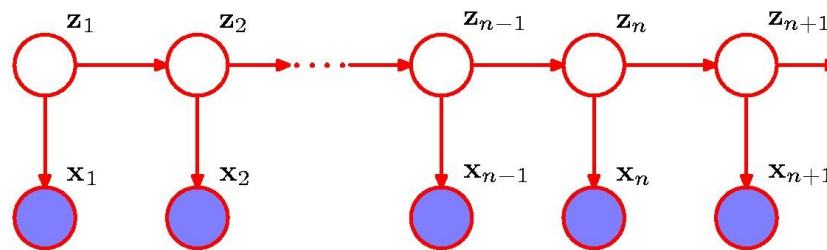
Latent states:

Model parameters:

$$\mathbf{X} = \{\mathbf{x}_1, \dots, \mathbf{x}_N\}$$

$$\mathbf{Z} = \{\mathbf{z}_1, \dots, \mathbf{z}_N\}$$

$$\Theta = \{\pi, \mathbf{A}, \phi\}$$



If \mathbf{A} and ϕ are the same for all n then the HMM is *homogeneous*

Example – 2-state HMM

Observable: {A, C, G, T}, States: {0,1}

A

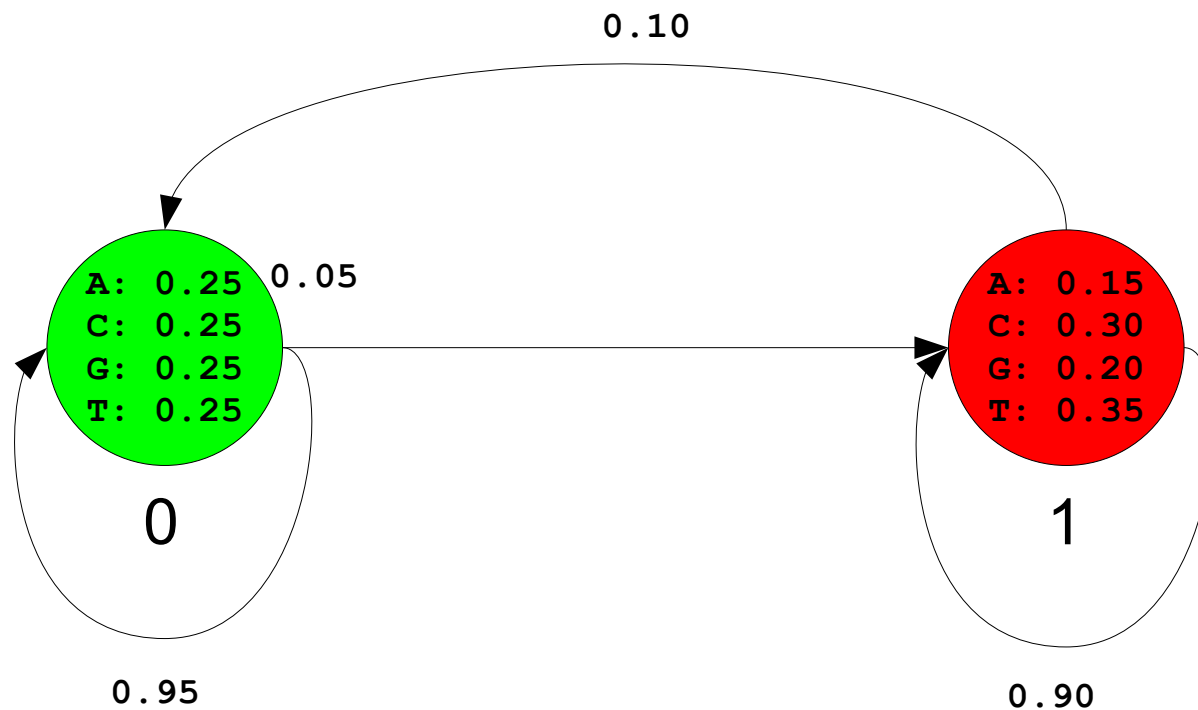
0.95	0.05
0.10	0.90

π

1.00
0.00

φ

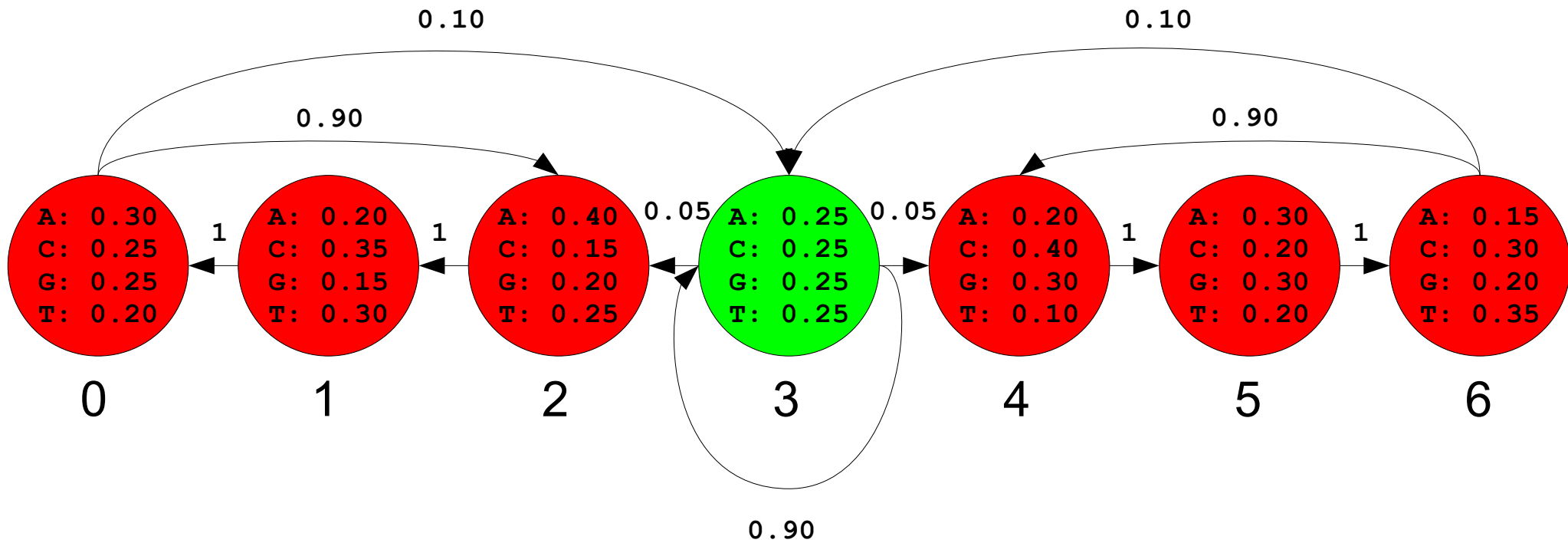
0.25	0.25	0.25	0.25
0.20	0.30	0.30	0.20



Example – 7-state HMM

Observable: {A, C, G, T}, States: {0, 1, 2, 3, 4, 5, 6}

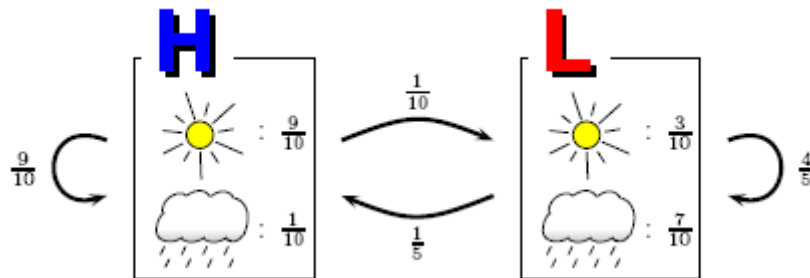
A	<table border="1" style="font-family: monospace; font-size: 0.8em;"> <tr><td>0.00</td><td>0.00</td><td>0.90</td><td>0.10</td><td>0.00</td><td>0.00</td><td>0.00</td></tr> <tr><td>1.00</td><td>0.00</td><td>0.00</td><td>0.00</td><td>0.00</td><td>0.00</td><td>0.00</td></tr> <tr><td>0.00</td><td>1.00</td><td>0.00</td><td>0.00</td><td>0.00</td><td>0.00</td><td>0.00</td></tr> <tr><td>0.00</td><td>0.00</td><td>0.05</td><td>0.90</td><td>0.05</td><td>0.00</td><td>0.00</td></tr> <tr><td>0.00</td><td>0.00</td><td>0.00</td><td>0.00</td><td>0.00</td><td>1.00</td><td>0.00</td></tr> <tr><td>0.00</td><td>0.00</td><td>0.00</td><td>0.00</td><td>0.00</td><td>0.00</td><td>1.00</td></tr> <tr><td>0.00</td><td>0.00</td><td>0.00</td><td>0.10</td><td>0.90</td><td>0.00</td><td>0.00</td></tr> </table>	0.00	0.00	0.90	0.10	0.00	0.00	0.00	1.00	0.00	0.00	0.00	0.00	0.00	0.00	0.00	1.00	0.00	0.00	0.00	0.00	0.00	0.00	0.00	0.05	0.90	0.05	0.00	0.00	0.00	0.00	0.00	0.00	0.00	1.00	0.00	0.00	0.00	0.00	0.00	0.00	0.00	1.00	0.00	0.00	0.00	0.10	0.90	0.00	0.00	π	<table border="1" style="font-family: monospace; font-size: 0.8em;"> <tr><td>0.00</td></tr> <tr><td>0.00</td></tr> <tr><td>0.00</td></tr> <tr><td>1.00</td></tr> <tr><td>0.00</td></tr> <tr><td>0.00</td></tr> <tr><td>0.00</td></tr> <tr><td>0.00</td></tr> <tr><td>0.00</td></tr> </table>	0.00	0.00	0.00	1.00	0.00	0.00	0.00	0.00	0.00	φ	<table border="1" style="font-family: monospace; font-size: 0.8em;"> <tr><td>0.30</td><td>0.25</td><td>0.25</td><td>0.20</td></tr> <tr><td>0.20</td><td>0.35</td><td>0.15</td><td>0.30</td></tr> <tr><td>0.40</td><td>0.15</td><td>0.20</td><td>0.25</td></tr> <tr><td>0.25</td><td>0.25</td><td>0.25</td><td>0.25</td></tr> <tr><td>0.20</td><td>0.40</td><td>0.30</td><td>0.10</td></tr> <tr><td>0.30</td><td>0.20</td><td>0.30</td><td>0.20</td></tr> <tr><td>0.15</td><td>0.30</td><td>0.20</td><td>0.35</td></tr> </table>	0.30	0.25	0.25	0.20	0.20	0.35	0.15	0.30	0.40	0.15	0.20	0.25	0.25	0.25	0.25	0.25	0.20	0.40	0.30	0.10	0.30	0.20	0.30	0.20	0.15	0.30	0.20	0.35
0.00	0.00	0.90	0.10	0.00	0.00	0.00																																																																																					
1.00	0.00	0.00	0.00	0.00	0.00	0.00																																																																																					
0.00	1.00	0.00	0.00	0.00	0.00	0.00																																																																																					
0.00	0.00	0.05	0.90	0.05	0.00	0.00																																																																																					
0.00	0.00	0.00	0.00	0.00	1.00	0.00																																																																																					
0.00	0.00	0.00	0.00	0.00	0.00	1.00																																																																																					
0.00	0.00	0.00	0.10	0.90	0.00	0.00																																																																																					
0.00																																																																																											
0.00																																																																																											
0.00																																																																																											
1.00																																																																																											
0.00																																																																																											
0.00																																																																																											
0.00																																																																																											
0.00																																																																																											
0.00																																																																																											
0.30	0.25	0.25	0.20																																																																																								
0.20	0.35	0.15	0.30																																																																																								
0.40	0.15	0.20	0.25																																																																																								
0.25	0.25	0.25	0.25																																																																																								
0.20	0.40	0.30	0.10																																																																																								
0.30	0.20	0.30	0.20																																																																																								
0.15	0.30	0.20	0.35																																																																																								



HMMs as a generative model

A HMM *generates a sequence of observables* by moving from latent state to latent state according to the transition probabilities and *emitting an observable* (from a discrete set of observables, i.e. a finite alphabet) from each latent state visited *according to the emission probabilities* of the state ...

Model M :



A *run* follows a sequence of states:

H H L L H

And *emits* a sequence of symbols:



Computing P(X,Z)

$$p(\mathbf{X}, \mathbf{Z} | \Theta) = p(\mathbf{z}_1 | \pi) \left[\prod_{n=2}^N p(\mathbf{z}_n | \mathbf{z}_{n-1}, \mathbf{A}) \right] \prod_{n=1}^N p(\mathbf{x}_n | \mathbf{z}_n, \phi)$$

```
def joint_prob(x, z):  
    """  
    Returns the joint probability of x and z  
    """  
    p = init_prob[z[0]] * emit_prob[z[0]][x[0]]  
    for i in range(1, len(x)):  
        p = p * trans_prob[z[i-1]][z[i]] * emit_prob[z[i]][x[i]]  
    return p
```

Computing P(X,Z)

$$p(\mathbf{X}, \mathbf{Z} | \Theta) = p(\mathbf{z}_1 | \pi) \left[\prod_{n=2}^N p(\mathbf{z}_n | \mathbf{z}_{n-1}, \mathbf{A}) \right] \prod_{n=1}^N p(\mathbf{x}_n | \mathbf{z}_n, \phi)$$

```
$ python hmm_jointprob.py hmm-7-state.txt test_seq100.txt  
> seq100  
p(x,z) = 1.8619524290102162e-65
```

```
def jo $ python hmm_jointprob.py hmm-7-state.txt test_seq200.txt  
> seq200  
p(x,z) = 1.6175774997005771e-122
```

```
$ python hmm_jointprob.py hmm-7-state.txt test_seq300.txt  
> seq300  
p(x,z) = 3.0675430597843052e-183
```

```
$ python hmm_jointprob.py hmm-7-state.txt test_seq400.txt  
> seq400  
p(x,z) = 4.860704144302979e-247
```

```
$ python hmm_jointprob.py hmm-7-state.txt test_seq500.txt  
> seq500  
p(x,z) = 5.258724342206735e-306
```

```
$ python hmm_jointprob.py hmm-7-state.txt test_seq600.txt  
> seq600  
p(x,z) = 0.0
```

[x[i]]

Computing $P(\mathbf{X}, \mathbf{Z})$

$$p(\mathbf{X}, \mathbf{Z} | \Theta) = p(\mathbf{z}_1 | \pi) \left[\prod_{n=2}^N p(\mathbf{z}_n | \mathbf{z}_{n-1}, \mathbf{A}) \right] \prod_{n=1}^N p(\mathbf{x}_n | \mathbf{z}_n, \phi)$$

```
$ python hmm_jointprob.py hmm-7-state.txt test_seq100.txt  
> seq100  
p(x,z) = 1.8619524290102162e-65
```

```
def jo $ python hmm_jointprob.py hmm-7-state.txt test_seq200.txt  
> seq200  
p(x,z) = 1.6175774997005771e-122
```

```
$ python hmm_jointprob.py hmm-7-state.txt test_seq300.txt  
> seq300  
p(x,z) = 3.0675430597843052e-183
```

```
$ python hmm_jointprob.py hmm-7-state.txt test_seq400.txt  
> seq400  
p(x,z) = 4.860704144302979e-247
```

```
$ python hmm_jointprob.py hmm-7-state.txt test_seq500.txt  
> seq500  
p(x,z) = 5.258724342206735e-306
```

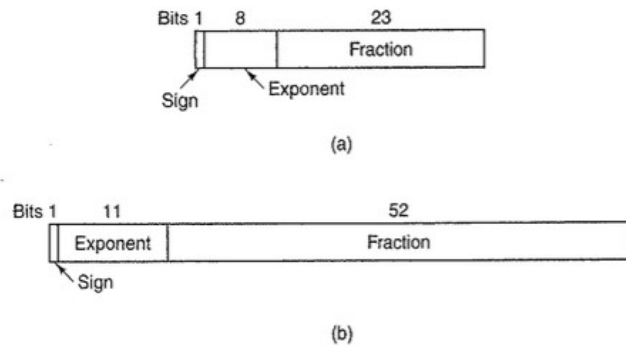
```
$ python hmm_jointprob.py hmm-7-state.txt test_seq600.txt  
> seq600  
p(x,z) = 0.0
```

[x[i]]

Should be >0 by construction of \mathbf{X} and \mathbf{Z}

Representing numbers

A floating point number n is represented as $n = f * 2^e$ cf. the IEEE-754 standard which specify the range of f and e



Item	Single precision	Double precision
Bits in sign	1	1
Bits in exponent	8	11
Bits in fraction	23	52
Bits, total	32	64
Exponent system	Excess 127	Excess 1023
Exponent range	-126 to +127	-1022 to +1023
Smallest normalized number	2^{-126}	2^{-1022}
Largest normalized number	approx. 2^{128}	approx. 2^{1024}
Decimal range	approx. 10^{-38} to 10^{38}	approx. 10^{-308} to 10^{308}
Smallest denormalized number	approx. 10^{-45}	approx. 10^{-324}

Figure B-5. Characteristics of IEEE floating-point numbers.

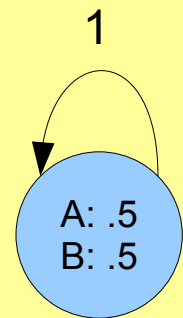
See e.g. Appendix B in Tanenbaum's Structured Computer Organization for further details.

The problem – Too small numbers

For the simple HMM, the joint-probability $p(\mathbf{X}, \mathbf{Z})$ is

$$p(\mathbf{X}, \mathbf{Z}) = 1 \cdot \prod_{n=2}^N 1 \cdot \prod_{n=1}^N \frac{1}{2} = \left(\frac{1}{2}\right)^n = 2^{-n}$$

If $n > 467$ then 2^{-n} is smaller than 10^{-324} , i.e. cannot be represented



A simple HMM

The problem – Too small numbers

For the simple HMM, the joint-probability $p(\mathbf{X}, \mathbf{Z})$ is

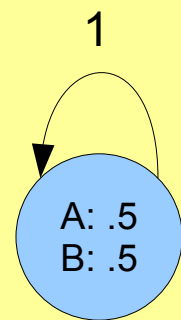
$$p(\mathbf{X}, \mathbf{Z}) = 1 \cdot \prod_{n=2}^N 1 \cdot \prod_{n=1}^N \frac{1}{2} = \left(\frac{1}{2}\right)^n = 2^{-n}$$

If $n > 467$ then 2^{-n} is smaller than 10^{-324} , i.e. cannot be represented

No problem representing

$$\log p(\mathbf{X}, \mathbf{Z}) = -n$$

as the decimal range is approx -10^{308} to 10^{308}



A simple HMM

Solution: Compute $\log P(\mathbf{X}, \mathbf{Z})$

$$p(\mathbf{X}, \mathbf{Z} | \Theta) = p(\mathbf{z}_1 | \pi) \left[\prod_{n=2}^N p(\mathbf{z}_n | \mathbf{z}_{n-1}, \mathbf{A}) \right] \prod_{n=1}^N p(\mathbf{x}_n | \mathbf{z}_n, \phi)$$

Use $\log (XY) = \log X + \log Y$, and define $\log 0$ to be $-\infty$

$$\log p(\mathbf{X}, \mathbf{Z} | \Theta) = \log p(\mathbf{z}_1 | \pi) + \sum_{n=2}^N \log p(\mathbf{z}_n | \mathbf{z}_{n-1}, \mathbf{A}) + \sum_{n=1}^N \log p(\mathbf{x}_n | \mathbf{z}_n, \phi)$$

Solution: Compute $\log P(\mathbf{X}, \mathbf{Z})$

$$\log p(\mathbf{X}, \mathbf{Z} | \Theta) = \log p(\mathbf{z}_1 | \pi) + \sum_{n=2}^N \log p(\mathbf{z}_n | \mathbf{z}_{n-1}, \mathbf{A}) + \sum_{n=1}^N \log p(\mathbf{x}_n | \mathbf{z}_n, \phi)$$

```
def log_joint_prob(self, x, z):  
    """  
    Returns the log transformed joint probability of x and z  
    """  
    logp = log(init_prob[z[0]]) + log(emit_prob[z[0]][x[0]])  
    for i in range(1, len(x)):  
        logp = logp + log(trans_prob[z[i-1]][z[i]]) + log(emit_prob[z[i]][x[i]])  
    return logp
```

Solution: Compute log P(X,Z)

$$\log p(\mathbf{X}, \mathbf{Z} | \Theta) = \log p(\mathbf{z}_1 | \pi) + \sum_{n=2}^N \log p(\mathbf{z}_n | \mathbf{z}_{n-1}, \mathbf{A}) + \sum_{n=1}^N \log p(\mathbf{x}_n | \mathbf{z}_n, \phi)$$

```
def log_joint
    """
    Returns the log joint probability
    log p(x,z)
    for i in range(N):
        logp = logp + log p(x[i]|z[i])
    return logp
```

```
$ python hmm_log_jointprob.py hmm-7-state.txt test_seq100.txt
> seq100
log p(x,z) = -149.04640541441395

$ python hmm_log_jointprob.py hmm-7-state.txt test_seq200.txt
> seq200
log p(x,z) = -280.43445168576596

$ python hmm_log_jointprob.py hmm-7-state.txt test_seq300.txt
> seq300
log p(x,z) = -420.25219508298494

$ python hmm_log_jointprob.py hmm-7-state.txt test_seq400.txt
> seq400
log p(x,z) = -567.1573346564519

$ python hmm_log_jointprob.py hmm-7-state.txt test_seq500.txt
> seq500
log p(x,z) = -702.9311499793356

$ python hmm_log_jointprob.py hmm-7-state.txt test_seq600.txt
> seq600
log p(x,z) = -842.0056730984585
```

[z[i]][x[i]])

Using HMMs

- Determine the likelihood of a sequence of observations.
- Find a plausible underlying explanation (or decoding) of a sequence of observations.

Using HMMs

- Determine the likelihood of a sequence of observations.
- Find a plausible underlying explanation (or decoding) of a sequence of observations.

$$p(\mathbf{X}|\Theta) = \sum_{\mathbf{Z}} p(\mathbf{X}, \mathbf{Z}|\Theta)$$

Using HMMs

- Determine the likelihood of a sequence of observations.
- Find a plausible underlying explanation (or decoding) of a sequence of observations.

$$p(\mathbf{X}|\Theta) = \sum_{\mathbf{Z}} p(\mathbf{X}, \mathbf{Z}|\Theta)$$

The sum has K^N terms, but it turns out that it can be computed in $O(K^2N)$ time, but first we will consider **decoding**

Decoding using HMMs

Given a HMM Θ and a sequence of observations $\mathbf{X} = \mathbf{x}_1, \dots, \mathbf{x}_N$, find a plausible explanation, i.e. a sequence $\mathbf{Z}^* = \mathbf{z}_1^*, \dots, \mathbf{z}_N^*$ of values of the hidden variable.

Decoding using HMMs

Given a HMM Θ and a sequence of observations $\mathbf{X} = \mathbf{x}_1, \dots, \mathbf{x}_N$, find a plausible explanation, i.e. a sequence $\mathbf{Z}^* = \mathbf{z}_1^*, \dots, \mathbf{z}_N^*$ of values of the hidden variable.

Viterbi decoding

\mathbf{Z}^* is the overall most likely explanation of \mathbf{X} :

$$\mathbf{Z}^* = \arg \max_{\mathbf{Z}} p(\mathbf{X}, \mathbf{Z} | \Theta)$$

Decoding using HMMs

Given a HMM Θ and a sequence of observations $\mathbf{X} = \mathbf{x}_1, \dots, \mathbf{x}_N$, find a plausible explanation, i.e. a sequence $\mathbf{Z}^* = \mathbf{z}_1^*, \dots, \mathbf{z}_N^*$ of values of the hidden variable.

Viterbi decoding

\mathbf{Z}^* is the overall most likely explanation of \mathbf{X} :

$$\mathbf{Z}^* = \arg \max_{\mathbf{Z}} p(\mathbf{X}, \mathbf{Z} | \Theta)$$

Posterior decoding

\mathbf{z}_n^* is the most likely state to be in the n 'th step:

$$\mathbf{z}_n^* = \arg \max_{\mathbf{z}_n} p(\mathbf{z}_n | \mathbf{x}_1, \dots, \mathbf{x}_N)$$

Summary

- Terminology of hidden Markov models (**HMMs**)
- **Viterbi-** and **Posterior decoding** for finding a plausible underlying explanation (sequence of hidden states) of a sequence of observation
- **Next:** Algorithms for computing the Viterbi and Posterior decodings efficiently